

Name: _____

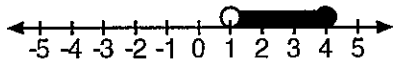
Date: _____

8A; Algebra 1

Period _____


Do Now

- 1) The graph below represents which of the following inequalities?



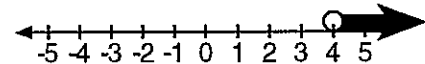
- A) $1 \leq x \leq 4$ C) $1 \leq x < 4$
 B) $1 < x \leq 4$ D) $1 < x < 4$

- 2) The graph below represents which of the following inequalities?



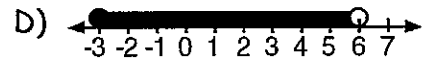

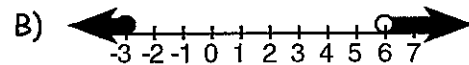
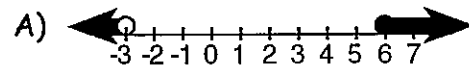
- A) $-4 < x \leq 1$ C) $-4 \leq x \leq 1$
 B) $-4 < x < 1$ D) $-4 \leq x < 1$

- 3) The graph below represents which of the following inequalities?



- A) $x < 4$ C) $x \geq 4$
 B) $x \leq 4$ D) $x > 4$

- 4) Which of the graphs below shows the solution set of $-3 < x \leq 6$?



- 5) Solve $f(x) = 3x^2 + 2$ when $x = 4$.