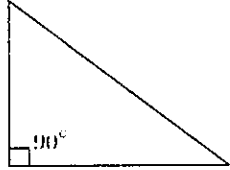
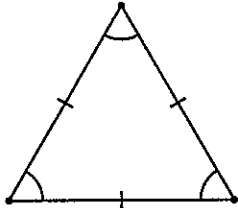
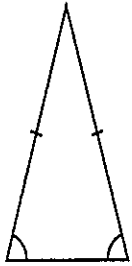
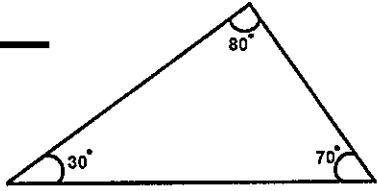
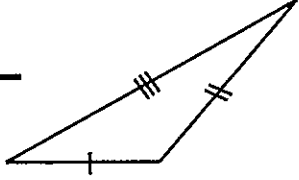


Name Key  
Mrs. Roubos

Date \_\_\_\_\_  
8R Period \_\_\_\_\_

Do Now

Directions: While watching the video, match the triangle name to its appropriate picture.

Triangle Name	Picture
A. Isosceles Triangle	<u>D</u> 
B. Equilateral Triangle	<u>B</u> 
C. Scalene Triangle	<u>A</u> 
D. Right Triangle	<u>E</u> 
E. Acute Triangle	<u>C</u> 
F. Obtuse Triangle	<u>F</u> 